



**CELEBRATE**  
**Won't You Be My**  
**Neighbor DAY**

**2024 ACTIVITY PACKET**

# Won't You Be My Neighbor DAY

It's a  
**BEAUTIFUL**  
day in this



**NEIGHBORHOOD**

- Mr. Rogers



# Won't You Be My Neighbor DAY

## Hand-lettering

You can color this page or use it as a template to trace the design and add your own creative style, then hang it in your window to add a touch of neighborly warmth to your beautiful neighborhood!

It's a

BEAUTIFUL

day in this


NEIGHBORHOOD

- Mr. Rogers



# Won't You Be My Neighbor DAY

## Crossword Puzzle



Use the clues to fill in the words above.


Words can go across or down. Letters are shared when the words intersect.

### ACROSS

2. People who help other people
6. A place where there are houses
7. Pleasing to the eyes and other senses
8. A day of celebrating the day you were created
9. Use your mind to think of something that doesn't yet exist

### DOWN

1. A beloved Children's programming personality
3. A cartoon character who loves his neighborhood
4. The quality of being friendly, generous and considerate
5. A place where people help each other
10. Things you have that you want to share



Answers



# Won't You Be My Neighbor DAY

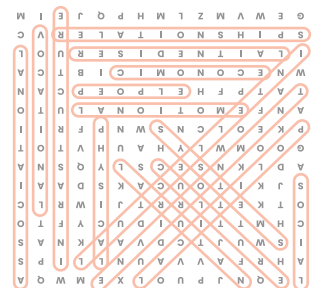
## Word Search

We often hear about how to be a healthy person. Eat healthy, exercise, have good friends, don't spend too much time on TV, etc. But, did you know neighborhoods need to be healthy too? Just like people, there are many different ways that neighborhoods need to be healthy. This word search is made up of words about neighborhood well-being. If you want to learn more about what these words mean, you can watch a video about it on **The Hopeful Neighborhood Project** You Tube channel.

L E Q N J P U O L X E M W Q A  
 A H R F A V V A U N L L I P S  
 I S W U J T C D V A A K N A S  
 C H M T T I U I D U C Y F T O  
 O T K E T L R R T J I W R L C  
 S J K I T O U C A K S D A A I  
 A D L K N S E C S L Y Q S N A  
 G O O M W L Y H A U H V T O T  
 P K E O L C N S W N P F R I I  
 A N F E M O T I O N A L U T O  
 T A T P F H E L P O E P C A N  
 W N E C O N O M I C I B T C A  
 I L A I T N E D I S E R U O L  
 S P I H S N O I T A L E R V C  
 G E W V M Z L M H P Q J E I M

Find these words in the puzzle.  
 Words can go in any direction.  
 Words can share letters as they cross over each other.

- |               |             |                |
|---------------|-------------|----------------|
| Associational | Culture     | Economic       |
| Emotional     | Environment | Infrastructure |
| Intellectual  | Natural     | People         |
| Physical      | Political   | Relationships  |
| Residential   | Social      | Systems        |
| Vocational    |             |                |



Answers

# Won't You Be My Neighbor DAY

We can all help each other.

Who can you help? Who could help you?

**“All of us, at some time or other, need help. Whether we’re giving or receiving help, each one of us has something valuable to bring to this world. That’s one of the things that connects us as neighbors—in our own way, each one of us is a giver and a receiver.”**

– Fred Rogers

No matter where you live, you have neighbors. And, as neighbors, we can help each other. With your grown-up, make a list of the people in the neighborhood who might need some extra help, and something you could do to help them. Then, make another list of safe neighbors who could help you if you need help.

*(Note to Grown-Ups: Stranger danger is real, and we all want to keep our kids safe. One way to do that is to make sure you have identified some safe houses in your neighborhood. If your child needs help, and you can't do it, help them know which neighbors are safe to run to—if someone is bothering them in the neighborhood, if they get locked out of the house, or when they need help calling 911. Neighbors are often the first, first responders, so it's important to help your children know which ones are safe and reliable helpers.)*

Who can I help?

Who can help me?

# Won't You Be My Neighbor DAY

## Sidewalk Chalk Ideas

We have the opportunity to celebrate the beauty of our neighborhoods again this spring. March 20 celebrates Won't You Be My Neighbor Day. It's a day to honor Fred Rogers, who taught us all that every day is a beautiful day in the neighborhood. It's the perfect day to bring a little more beauty to our neighborhoods in the same way we did while staying home to stay safe. We invite you to beautify your neighborhood again with some simple sidewalk chalk.




### Start by picking up some sidewalk chalk at your local shop and consider the following ideas:

- **Quotes:** Write your favorite inspirational quotes and sayings on the sidewalk. Personally, we love Mr. Rogers' "It's a beautiful day in this neighborhood." The simple power of suggestion will get people in your neighborhood noticing that it really is a beautiful day. Other simple phrases like "I love our neighborhood" and "Our neighborhood rocks!" can touch people's hearts, too. Enthusiasm is contagious.
- **Drawings:** Doodle simple shapes like flowers or smiles in a variety of colors. The cheerful colors will brighten your neighbors' day as they pass by. No need to be a professional illustrator. Imperfect drawings are friendly and approachable. However, if you prefer to have a little coaching, try directed drawing. There are plenty of videos available online with simple directions for fun drawings. Many of them are intended for children, making them accessible for anyone. Just search for "directed drawings." You can practice on scrap paper before taking your drawing to the sidewalk.
- **Interactive Sidewalk:** Trace a squiggling line down the sidewalk for people to follow as they stroll along. Every sidewalk square can feature a fun new way to walk. You can intersperse different activities along the path created by the line: "Walk like a robot," "Hop on the lily pads," or "Follow every zig and zag" will help make your sidewalk interactive. Hopefully, it will be right in front of your home, so you can see your neighbors having fun.
- **DIY Portrait:** Sketch some large, empty, rectangular frames with fancy borders. Leave some chalk nearby. Invite neighbors to draw their own self-portrait in a frame to create a beautiful chalk portrait of the neighborhood. How beautiful to have a neighborhood portrait gallery right there on the sidewalk!

\*Pro tip: For brighter colors, dip your chalk in water before using it on the sidewalk. Damp chalk will produce more vibrant hues!

# Won't You Be My Neighbor DAY

Draw a picture of your favorite thing  
in your neighborhood.



# Won't You Be My Neighbor DAY

## Wacky Words

Fill in the blanks to create your own silly story. Or, for even more fun, grab a partner. Fill in the blanks with their words (don't let them see the story), then read the story to them. Be prepared to laugh out loud!

**Noun:** a person, place, or thing (dog, kitchen, cookie), plural - more than one (dogs, kitchens, cookies)

**Adjective:** a word that describes a noun (stinky, purple, open)

**Verb:** a word that shows an action (run, laugh, drive), past-tense (ran, laughed, drove)

**Community helper:** someone who helps in your community (paramedic, librarian, teacher)

**Place in your community:** somewhere in your community (Bob's restaurant, the lake, theater)

**Exclamation:** a word to show excitement (wow!, oh my!, goodness!)

One day a (an) \_\_\_\_\_ *adjective* \_\_\_\_\_ *community helper* was \_\_\_\_\_ *verb ending in -ing*

through the neighborhood. Suddenly, there was a \_\_\_\_\_ *adjective* bang. The

\_\_\_\_\_ *same community helper* \_\_\_\_\_ *verb, past-tense* through the neighborhood to determine

the problem. First, he/she stopped at the \_\_\_\_\_ *place in your community*, nothing was wrong.

Next he/she stopped by the \_\_\_\_\_ *another place in your community*, but everything was fine. Finally,

he ran to the \_\_\_\_\_ *another place in your community*. There he found a crowd of \_\_\_\_\_ *adjective*

neighbors. A big truck of \_\_\_\_\_ *plural noun* had spilled its load. \_\_\_\_\_ *exclamation*! It was

a disaster! What should they do? They would work together! Everyone pitched in to

help and they had the problem solved in only \_\_\_\_\_ *number* hour(s)!

# Won't You Be My Neighbor DAY

## Neighbors Sudoku #1

I		B	S					
R	S				O		I	
G				R		S		O
N	E					O	R	
			N	I	S			
	B	H					N	G
H		S		E				B
	N		H				E	I
					G	N		H

### Directions

Each box, vertical line, and horizontal line contain the letters B E G H E I N O R S, with no repeats. Complete the Sudoku and see if you can find the hidden phrase.

H	S	N	G	B	O	R	I	E
I	E	R	G	S	H	O	N	B
B	O	R	O	S	I	E	N	H
G	N	E	I	N	O	R	H	S
E	H	E	B	S	N	G	I	O
S	R	O	B	H	G	I	E	N
O	B	S	I	R	E	N	H	G
N	H	I	O	G	B	E	R	S
R	E	G	H	E	R	O	B	I

Answers

# Won't You Be My Neighbor DAY

## Neighbors Sudoku #2

			I		T	H	A	U
O	A		R		U		T	
				A			I	
H	O					T		
		A	C		R	O		
		R					U	A
	E			C				
	I		U		H		C	T
U	C	H	T		E			

### Directions

Each box, vertical line, and horizontal line contain the letters A C E H I O R T U, with no repeats. Complete the Sudoku and see if you can find the hidden phrase.

U	C	H	T	I	E	A	O	R
A	I	O	R	H	E	C	T	I
R	E	T	O	C	A	U	H	I
C	T	R	H	E	O	I	U	A
I	U	A	C	T	R	O	E	H
H	O	E	A	U	I	T	R	C
T	H	U	E	A	C	R	I	O
O	A	I	R	H	U	C	T	E
E	R	C	I	O	T	H	A	U

Answers

# Won't You Be My Neighbor DAY

## Neighbors Sudoku #3

		N			
			N		D
I			B		
B			D		N
		E	I	N	
					B

### Directions

Each box, vertical line, and horizontal line contain the letters B D E I K N, with no repeats. Complete the Sudoku and see if you can find the hidden phrase.

B	D	E	I	K	N
K	N	I	E	B	D
N	I	D	K	E	B
E	K	B	N	D	I
K	E	N	I	B	D
E	D	K	B	I	N

Answers



# Won't You Be My Neighbor DAY

## Acts of Kindness Ideas

**“There are three ways to ultimate success.  
The first is to be kind.  
The second is to be kind.  
And the third is to be kind.”**  
- Fred Rogers

**My ideas for showing kindness in my community:**



# Won't You Be My Neighbor DAY

## Note Cards for Community Helpers

“Look for the helpers. You will always find people who are helping.”  
- Fred Rogers


Mister Rogers encouraged us all to look for helpers in scary situations. This is great advice! Community helpers are around us every day too. On *Won't You Be My Neighbor Day*, honor Mister Rogers by writing a thank you note to a community helper where you live.

Print, cut, and color the postcards below to send or give to helpers in your community! The next page has the back of the postcards, but you can skip that page and write your own note if you prefer.



# Won't You Be My Neighbor DAY

## Note Cards Backs



---


---

---

---


---

---

 HOPEFULNEIGHBORHOOD.ORG

**“Look for the helpers. You will always find people who are helping.”**  
- Fred Rogers

**Thank you for being a helper!**



---


---

---

---

---

---

 HOPEFULNEIGHBORHOOD.ORG

**“Look for the helpers. You will always find people who are helping.”**  
- Fred Rogers

**Thank you for being a helper!**